

Discontinuation Notice of SMARTSTEP Junior series Servo Driver

R7D-ZP01H, -ZP02H, -ZP04H, -ZP08H

Product Discontinuation

Recommended Replacement



model

R7D-ZP01H
R7D-ZP02H
R7D-ZP04H
R7D-ZP08H



Model

R7D-BP01H
R7D-BP02HH
R7D-BP04H
R88D-GT08H

Discontinuation date : The end of March 2012

Caution on recommended replacement

It must need to change from SMARTSTEP Junior series Servomotor to G series Servomotor, when you use these models.

Difference from discontinued product

Model	Body Color	Dimensions	Wire connection	Mounting Dimentions	Characteristics	Operation ratings	Operation methods
R7D-BP01H	*	--	--	--	*	--	--
R7D-BP02HH	*	--	--	--	*	--	--
R7D-BP04H	*	--	--	--	*	--	--
R88D-GT08H	*	--	--	--	*	--	--

** : Fully compatible

* : The change is a little / Almost compatible

-- : Not compatible

- : No corresponding specification

Product Discontinuation and recommended replacement

Product discontinuation	Recommended replacement
Model	Model
R7D-ZP01H	R7D-BP01H
R7D-ZP02H	R7D-BP02HH
R7D-ZP04H	R7D-BP04H
R7D-ZP08H	R88D-GT08H

Please check 'Combination Servo Driver and Servomotor' for each recommended replacement. This information is described on end of this sheet.

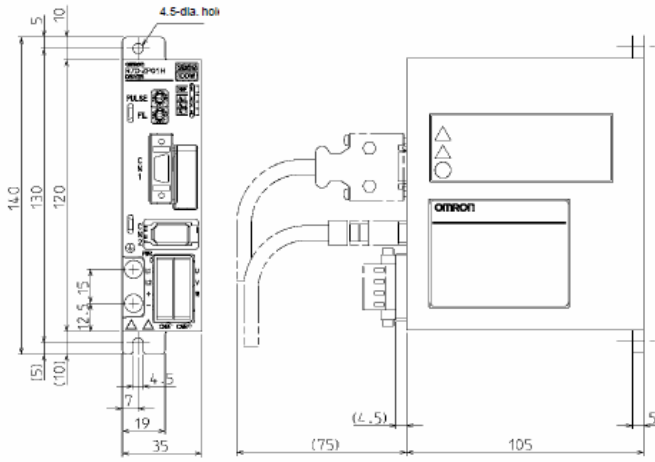
Body color

Product discontinuation	Recommended replacement
R7D-ZP*: Ivory White	R7D-BP*: Ivory White R88D-GT08H: Ivory White

Dimensions

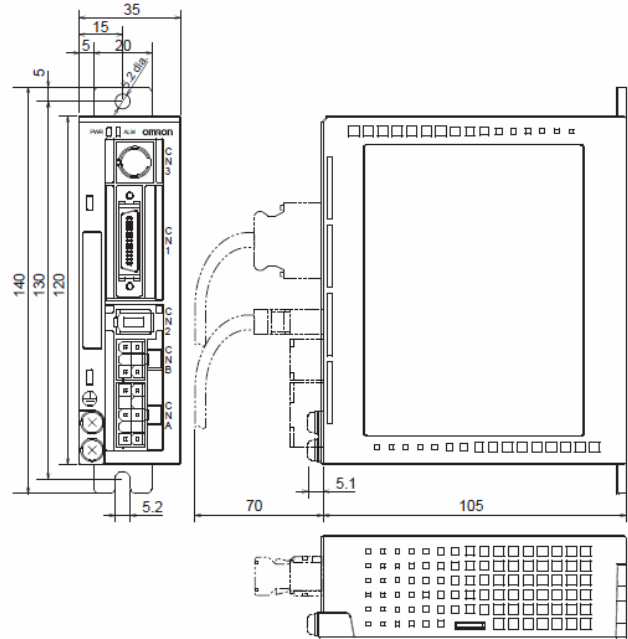
Product discontinuation

R7D-ZP01H

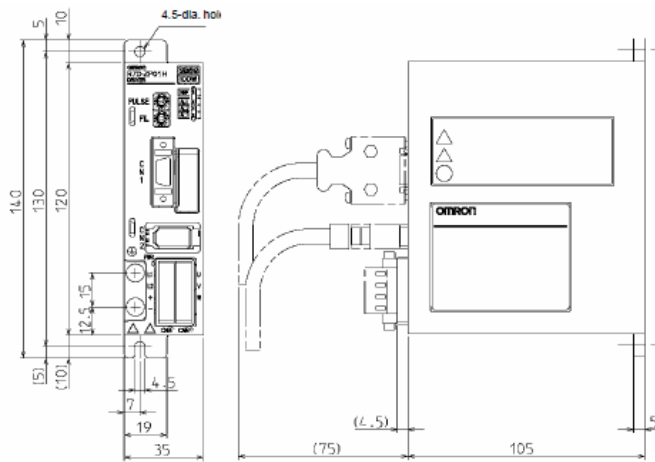


Recommended replacement

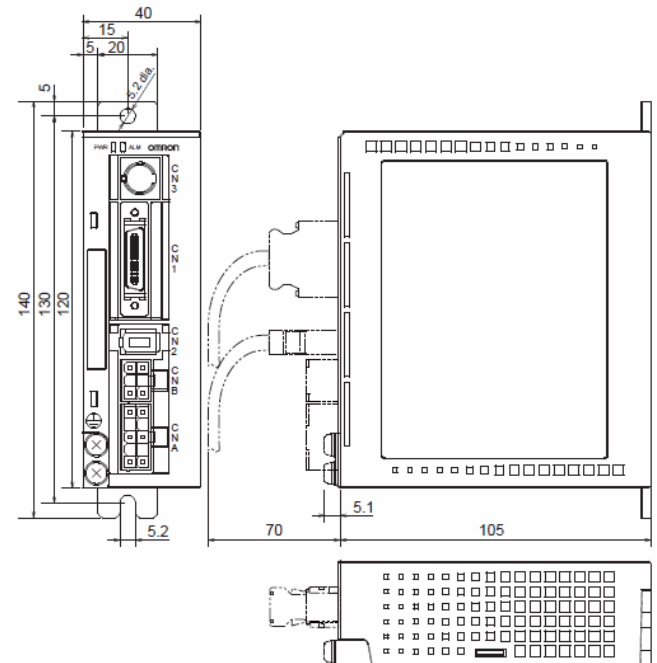
R7D-BP01H



R7D-ZP02H



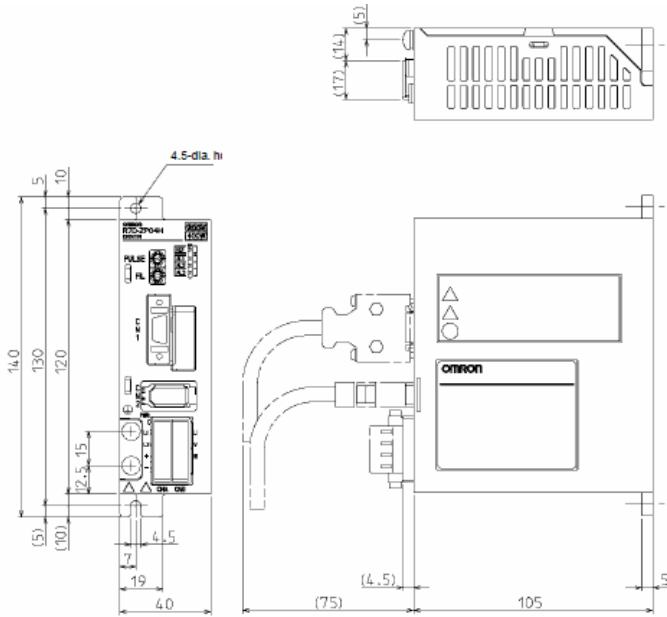
R7D-BP02HH



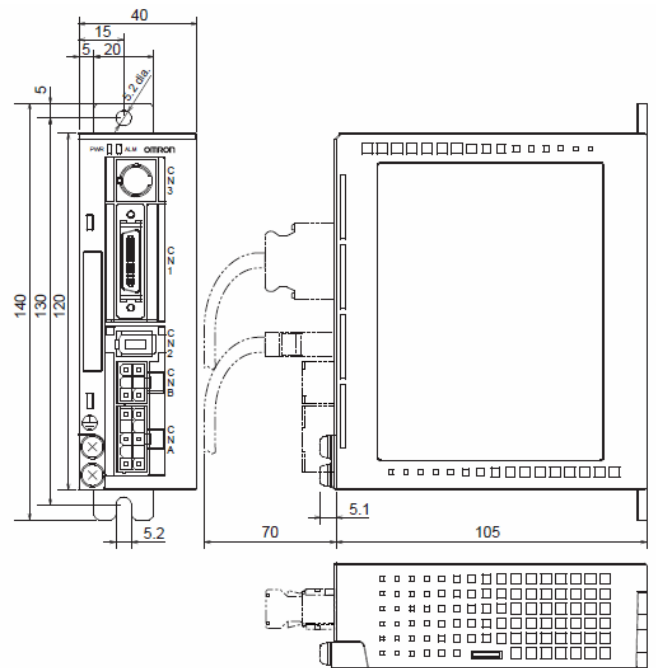
Product discontinuation

Recommended replacement

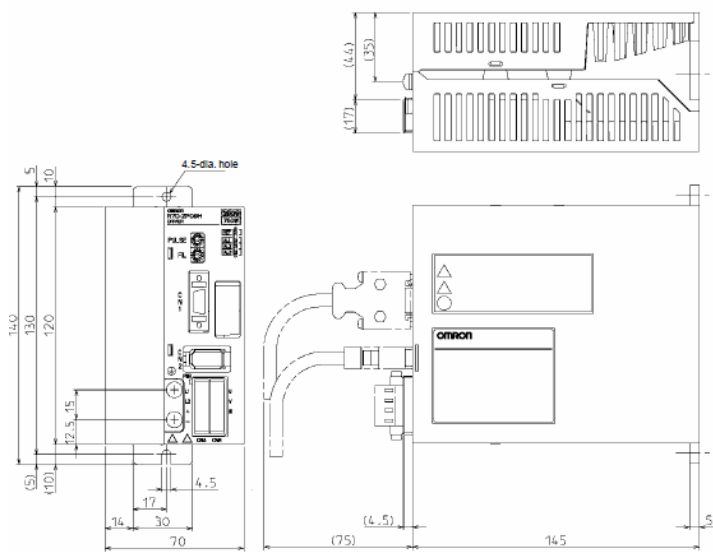
R7D-ZP04H



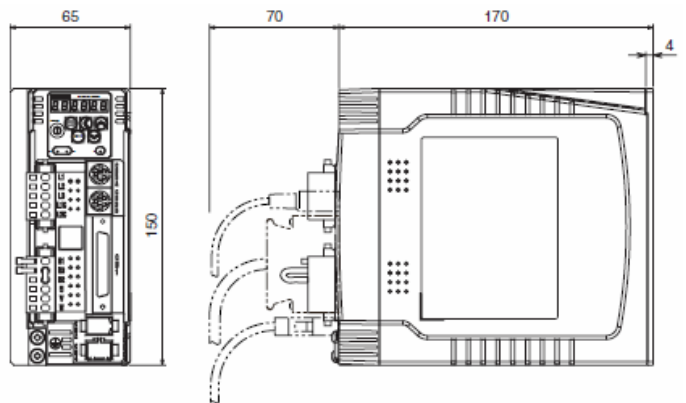
R7D-BP04H



R7D-ZP08H



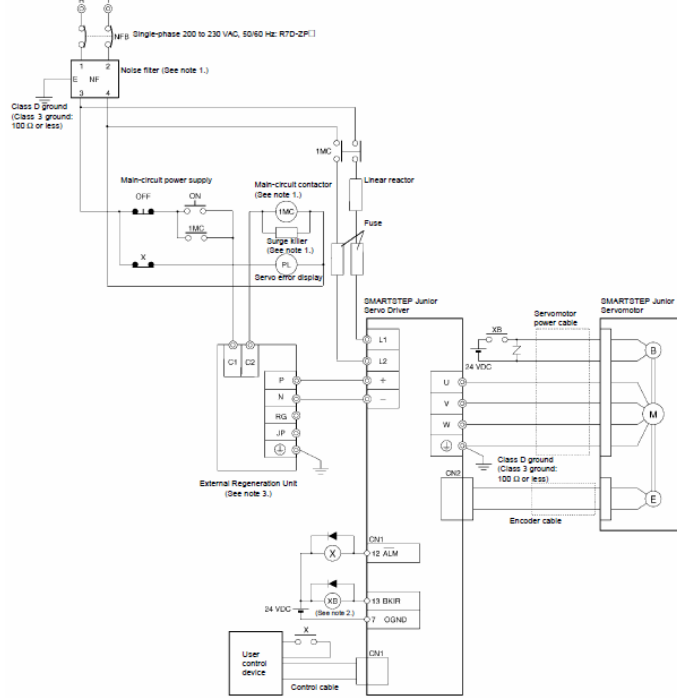
R88D-GT08H



Wire Connection

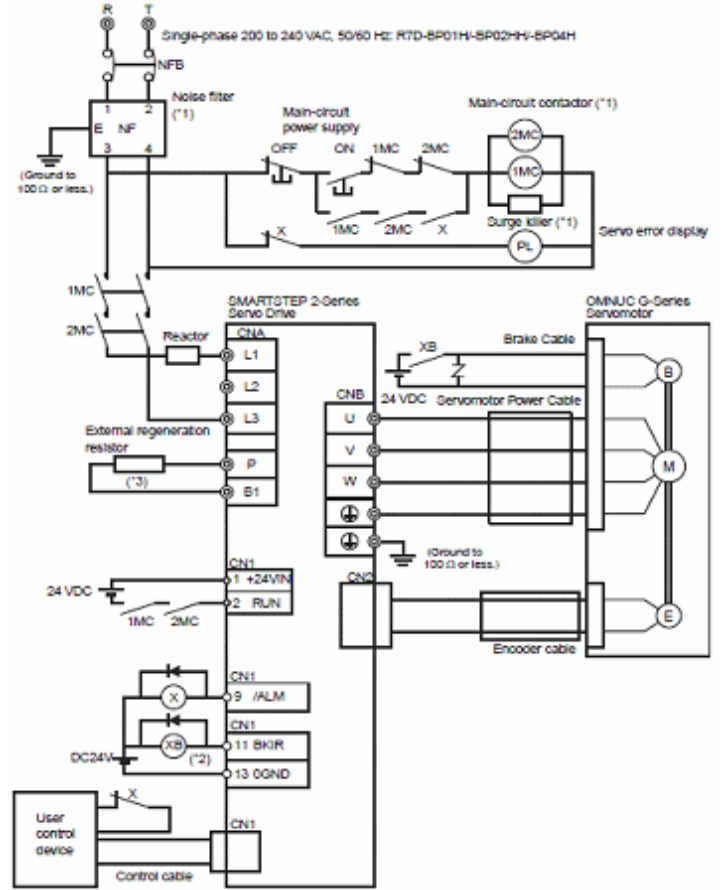
Product discontinuation

Connecting to Peripheral Device R7D-ZP01H/-ZP02H/-ZP04H



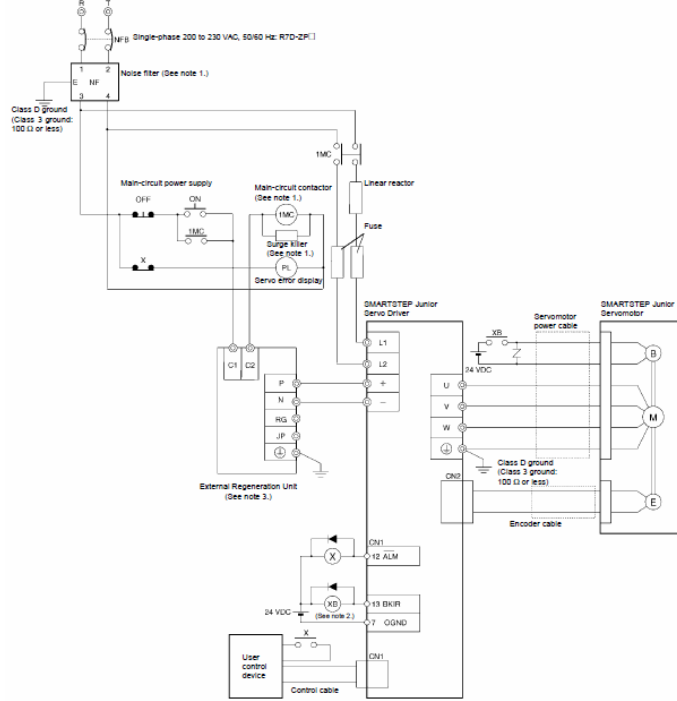
Recommended replacement

Connecting to Peripheral Device R7D-BP01H/-BP02HH/-BP04H



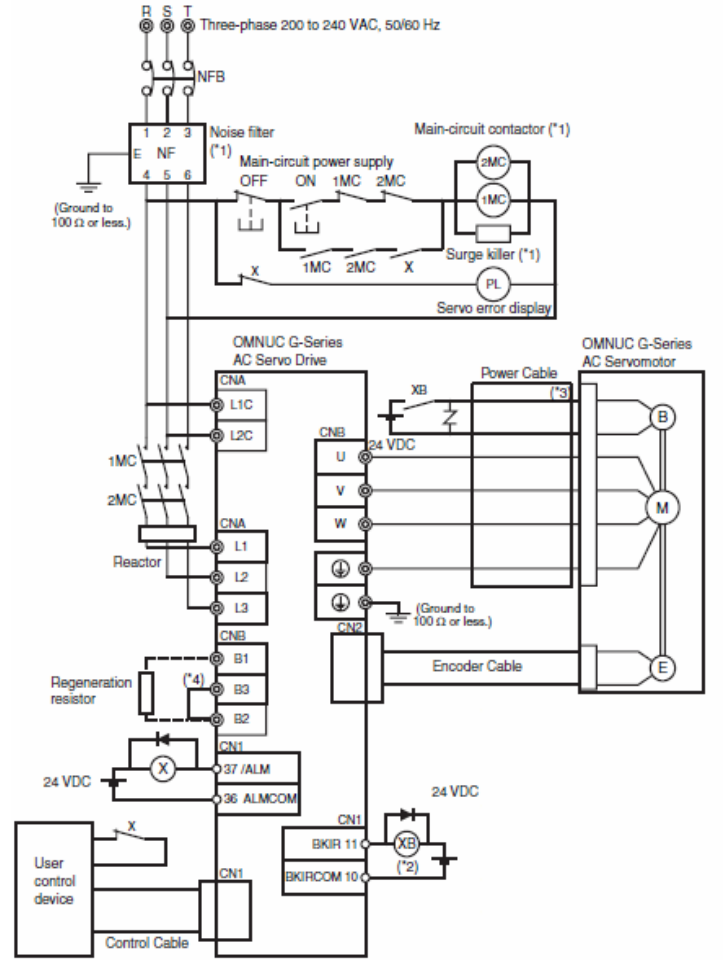
Connecting to Peripheral Device

R7D-ZP08H



Connecting to Peripheral Device

R88D-GT08H



Wire Connection

Product discontinuation

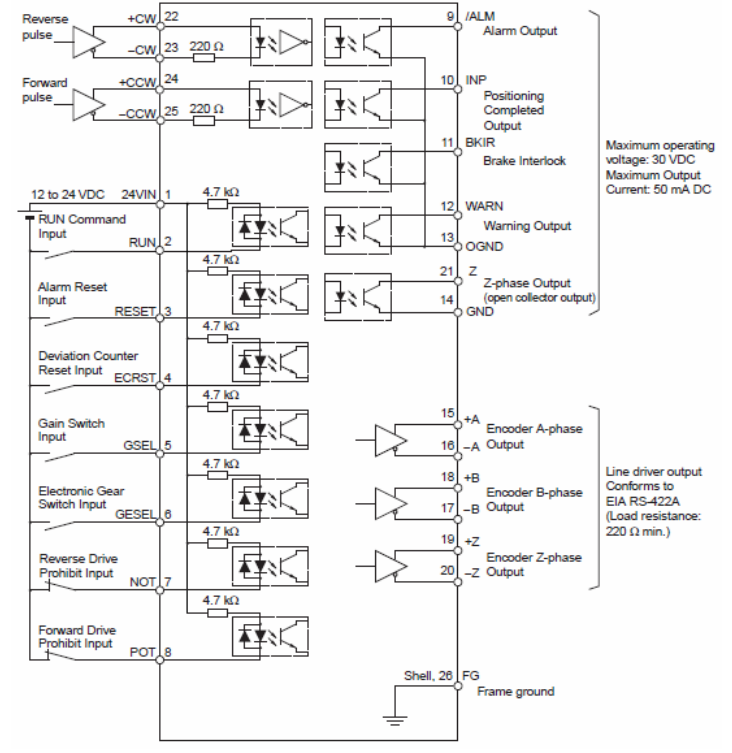
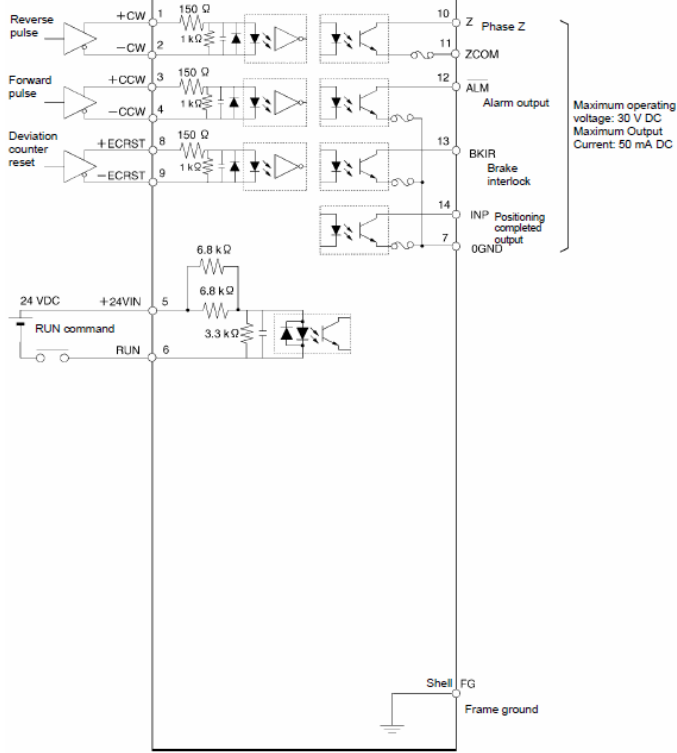
Recommended replacement

Control I/O Signal Connections and External Signal Processing.

Control I/O Signal Connections and External Signal Processing.

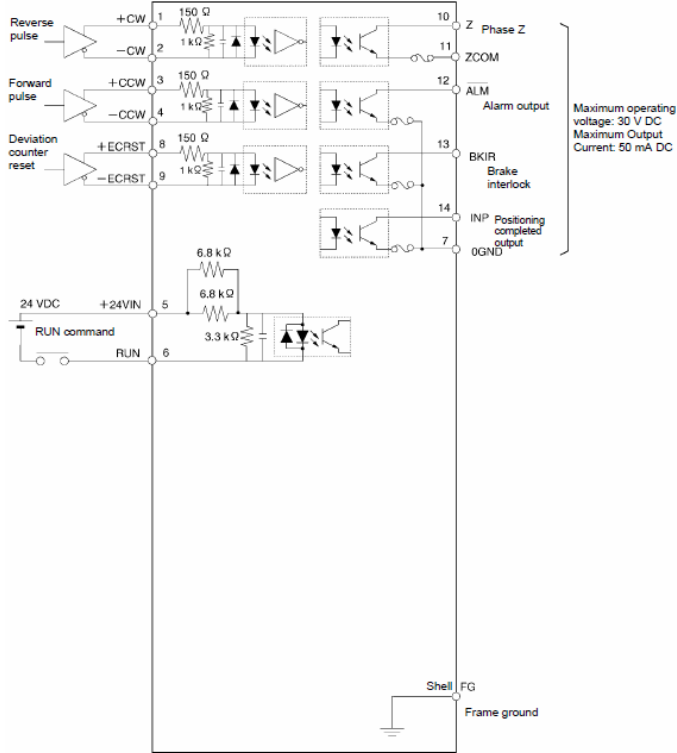
R7D-ZP01H/-ZP02H/-ZP04H

R7D-BP01H/-BP02HH/-BP04H



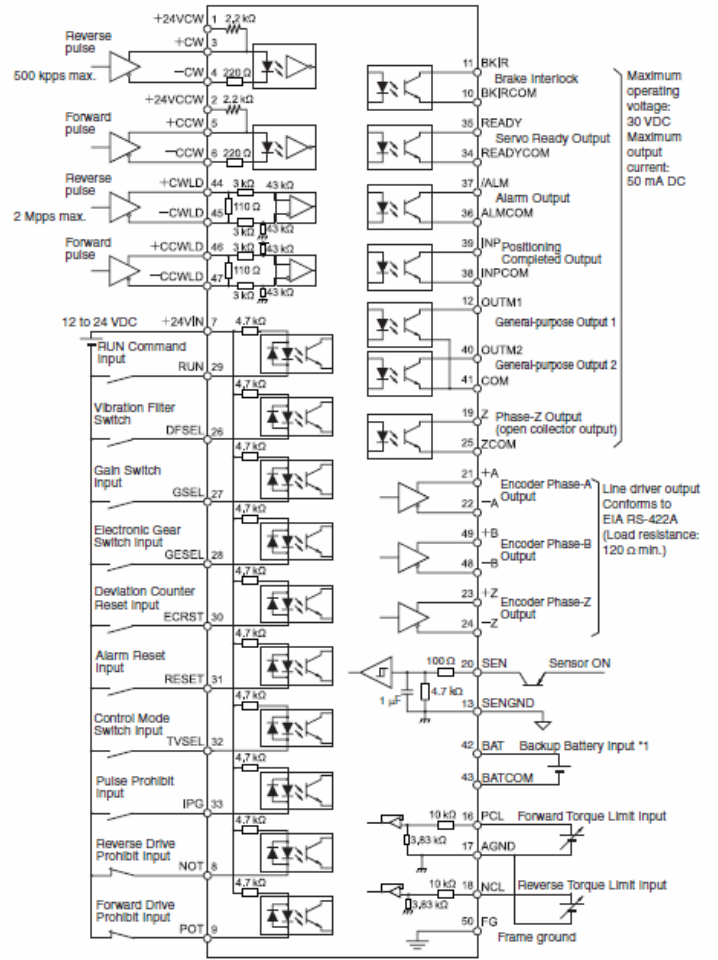
Connecting to Peripheral Device

R7D-ZP08H



Connecting to Peripheral Device

R88D-GT08H



Characteristics

Product discontinuation	Recommended replacement																																		
<p>R7D-ZP*</p> <p>Input power supply voltage: Single-phase 200 to 230VAC, 50/60Hz</p> <table border="1"> <thead> <tr> <th style="text-align: center;">Item</th> <th style="text-align: center;">Specifications</th> </tr> </thead> <tbody> <tr> <td>Ambient operating temperature</td> <td>0 to 55°C</td> </tr> <tr> <td>Ambient operating humidity</td> <td>90% max. (with no condensation)</td> </tr> <tr> <td>Ambient storage temperature</td> <td>-20 to 70°C</td> </tr> <tr> <td>Ambient storage humidity</td> <td>90% max. (with no condensation)</td> </tr> <tr> <td>Insulation resistance</td> <td>Between power supply/power line terminals and frame ground: 0.5 MΩ min. (at 500 V DC)</td> </tr> <tr> <td>Dielectric strength</td> <td>Between power supply/power line terminals and frame ground: 1,500 V AC for 1 min at 50/60 Hz Between each control signal and frame ground: 500 V AC for 1 min</td> </tr> </tbody> </table>	Item	Specifications	Ambient operating temperature	0 to 55°C	Ambient operating humidity	90% max. (with no condensation)	Ambient storage temperature	-20 to 70°C	Ambient storage humidity	90% max. (with no condensation)	Insulation resistance	Between power supply/power line terminals and frame ground: 0.5 MΩ min. (at 500 V DC)	Dielectric strength	Between power supply/power line terminals and frame ground: 1,500 V AC for 1 min at 50/60 Hz Between each control signal and frame ground: 500 V AC for 1 min	<p>R7D-BP*</p> <p>Input power supply voltage: Single-phase 200 to 240VAC, 50/60Hz</p> <table border="1"> <thead> <tr> <th style="text-align: center;">Item</th> <th style="text-align: center;">Specifications</th> </tr> </thead> <tbody> <tr> <td>Ambient operating temperature Ambient operating humidity</td> <td>0 to 55°C, 90% RH max. (with no condensation)</td> </tr> <tr> <td>Ambient storage temperature Ambient storage humidity</td> <td>-20 to 65°C, 90% RH max. (with no condensation)</td> </tr> <tr> <td>Insulation resistance</td> <td>Between power supply/power line terminals and frame ground: 0.5 MΩ min. (at 500 VDC)</td> </tr> <tr> <td>Dielectric strength</td> <td>Between power supply/power line terminals and frame ground: 1,500 VAC for 1 min at 50/60 Hz Between each control signal and frame ground: 500 VAC for 1 min</td> </tr> </tbody> </table> <p>R88D-GT08H</p> <p>Main circuit power supply voltage: Both single-phase and three-phase 200 to 240VAC, 50/60Hz</p> <p>Control circuit power supply voltage: Single-phase 200 to 240VAC, 50/60Hz</p> <table border="1"> <thead> <tr> <th style="text-align: center;">Item</th> <th style="text-align: center;">Specifications</th> </tr> </thead> <tbody> <tr> <td>Ambient operating temperature and operating humidity</td> <td>0 to 55°C, 90% RH max. (with no condensation)</td> </tr> <tr> <td>Ambient storage temperature and storage humidity</td> <td>-20 to 65°C, 90% RH max. (with no condensation)</td> </tr> <tr> <td>Insulation resistance</td> <td>Between power supply/power line terminals and frame ground: 0.5 MΩ min. (at 500 VDC)</td> </tr> <tr> <td>Dielectric strength</td> <td>Between power supply/power line terminals and frame ground: 1,500 VAC for 1 min at 50/60 Hz Between each control signal and frame ground: 500 VAC for 1 min</td> </tr> </tbody> </table>	Item	Specifications	Ambient operating temperature Ambient operating humidity	0 to 55°C, 90% RH max. (with no condensation)	Ambient storage temperature Ambient storage humidity	-20 to 65°C, 90% RH max. (with no condensation)	Insulation resistance	Between power supply/power line terminals and frame ground: 0.5 MΩ min. (at 500 VDC)	Dielectric strength	Between power supply/power line terminals and frame ground: 1,500 VAC for 1 min at 50/60 Hz Between each control signal and frame ground: 500 VAC for 1 min	Item	Specifications	Ambient operating temperature and operating humidity	0 to 55°C, 90% RH max. (with no condensation)	Ambient storage temperature and storage humidity	-20 to 65°C, 90% RH max. (with no condensation)	Insulation resistance	Between power supply/power line terminals and frame ground: 0.5 MΩ min. (at 500 VDC)	Dielectric strength	Between power supply/power line terminals and frame ground: 1,500 VAC for 1 min at 50/60 Hz Between each control signal and frame ground: 500 VAC for 1 min
Item	Specifications																																		
Ambient operating temperature	0 to 55°C																																		
Ambient operating humidity	90% max. (with no condensation)																																		
Ambient storage temperature	-20 to 70°C																																		
Ambient storage humidity	90% max. (with no condensation)																																		
Insulation resistance	Between power supply/power line terminals and frame ground: 0.5 MΩ min. (at 500 V DC)																																		
Dielectric strength	Between power supply/power line terminals and frame ground: 1,500 V AC for 1 min at 50/60 Hz Between each control signal and frame ground: 500 V AC for 1 min																																		
Item	Specifications																																		
Ambient operating temperature Ambient operating humidity	0 to 55°C, 90% RH max. (with no condensation)																																		
Ambient storage temperature Ambient storage humidity	-20 to 65°C, 90% RH max. (with no condensation)																																		
Insulation resistance	Between power supply/power line terminals and frame ground: 0.5 MΩ min. (at 500 VDC)																																		
Dielectric strength	Between power supply/power line terminals and frame ground: 1,500 VAC for 1 min at 50/60 Hz Between each control signal and frame ground: 500 VAC for 1 min																																		
Item	Specifications																																		
Ambient operating temperature and operating humidity	0 to 55°C, 90% RH max. (with no condensation)																																		
Ambient storage temperature and storage humidity	-20 to 65°C, 90% RH max. (with no condensation)																																		
Insulation resistance	Between power supply/power line terminals and frame ground: 0.5 MΩ min. (at 500 VDC)																																		
Dielectric strength	Between power supply/power line terminals and frame ground: 1,500 VAC for 1 min at 50/60 Hz Between each control signal and frame ground: 500 VAC for 1 min																																		

Operation ratings

Product discontinuation	Recommended replacement
Maximum response frequency for command pulse R7D-ZP*: 750kpps	Maximum response frequency for command pulse R7D-BP*: 500kpps R88D-GT08H Line Driver input: 2Mpps Open-collector input: 500kpps

■ Combination Servo Driver and Servomotor

Input power voltage	Product discontinuation			Recommended replacement		
	Wattage	Servo Driver R7D	Servomotor R7M	Wattage	Servo Driver	Servomotor R88M
Single-phase 200 to 230 VAC	100W	-ZP01H	-Z10030-S1	100W	R7D-BP01H	-G10030H-S2
	200W	-ZP02H	-Z20030-S1	200W	R7D-BP02HH	-G20030H-S2
	400W	-ZP04H	-Z40030-S1	400W	R7D-BP04H	-G40030H-S2
	750W	-ZP08H	-Z75030-S1	750W	R88D-GT08H	-G75030H-S2

Product discontinuation	Recommended replacement	Applicable load Inertia (kg·m ²)		Rated torque (N·m)		Momentary maximum torque (N·m)	
		R7M-Z*	R88M-G*	R7M-Z*	R88M-G*	R7M-Z*	R88M-G*
		R7M-Z10030-S1	R88M-G10030H-S2	6.0E-05	1.53E-04	0.318	0.32
R7M-Z20030-S1	R88M-G20030H-S2	3.0E-04	4.20E-04	0.637	0.64	1.91	1.78
R7M-Z40030-S1	R88M-G40030H-S2	5.0E-04	7.80E-04	1.27	1.3	3.82	3.60
R7M-Z75030-S1	R88M-G75030H-S2	1.0E-03	1.74E-03	2.39	2.4	7.16	7.05